

**Fassbender, Tom J.**

---

**From:** Crime Scene & Statement Analysis [dontlietome@[REDACTED]]  
**Sent:** Monday, May 08, 2006 8:37 AM  
**To:** John Dederling; Fassbender, Tom J.  
**Subject:** Interview form  
**Attachments:** Murder Dassey Witness.pdf; Instructions for filling in crime scene survey 5-1-06.pdf

SA Fassbender and Det. Dederling,

This is the interview form that I use

Michael J. O'Kelly  
Private Investigator  
Polygraph Examiner/Linguistic Analyst  
[REDACTED] 1-800-DONT-LIE

Crime Scene & Statement Analysis  
Hughes, Dalton & Marcus, Inc

Truth Is But A Chameleon Within Our Words



## Interviewer/Investigator/Manager: Instructions for using your "Self Interview" survey

Assistance with your investigation/analysis: Michael may be contacted at [REDACTED] Michael can be on phone or fax stand-by and answer questions directly from your subjects

### Common Issues >>> Resolutions

#### What is this ("Self Interview") ?

Always refer to this as a "survey". If you call it a "questionnaire" your subject may see this as an interrogation

Explanation: Tell your group that they "have a choice >> If we interview each person, one on one, it will take all/several days. There is an easier way to do the interviews If you promise me you will follow the directions on page 2, you can interview yourself. You can take your time and write your answers in the questions."

#### Cell phones and pagers:

These items are **NOT** allowed in the area where subjects are completing surveys.

#### Breaks:

Once your subject(s) begin writing their name on page 1, there are no breaks for tobacco and/or refreshments. The exception is the restroom break.

#### Answering a subjects' questions:

When a subject asks "what does this mean"? Respond, "read your question out loud". When the subject finishes the question, ask "What do you think it means"? No matter your subject responds, say "that sounds right. Now you can go and write your answer" (and walk away).

#### Unable to think of an answer:

This commonly occurs on the drawing pages and page 9. The subject may say, "I can't think of ( ) reasons or what to draw. Can I skip and go to the next page?" Tell your subject, "Take your time, I have all day/night UNTIL your answers are complete. I want to be fair with you." Your subject will grumble and say (or think), "Well I don't ....". Your subject will begin to think and start writing an answer(s) or begin their drawing.

#### Answer contamination:

**Avoid** answering a question where other subjects can hear the question and/or the answer. Take your subject to a separate area (away from the group) and answer the question.

#### "Completed" surveys with missing answers and/or drawings:

When a subject returns their survey to you, quickly look through without reading the answers. When you come to a page that your subject "skipped over". Say, "you went sooo fast that you missed this/these page(s). Please go and finish writing your answer(s) or drawing what you forgot to write/draw".





Interviewer/Investigator/Manager:

Instructions for filling in your crime scene data

### **Page 1**

This is the only page that requires information from you in Page 1 of Sections 1-4 below

### **Section 1**

There are 2 page 1's to choose from. One has specific fill in the blank and the other page is blank for your description of the crime scene, accident, investigation issue(s).

Please do **NOT** use the following or similar words:

daughter, son, niece, rape, molest, burn, steal, rob, "light", shoot, stab, kill, murder, gun, knife, club, "Glock", BMW, "left", "phone" (or any version or similar word), the numbers 2 or 3, **avoid** disclosing crime scene information. Do not use any emotion evoking words.

#### **Crime scene time:**

Use **both** the calendar date and day of week or period of time relative to your crime scene. Do **NOT** use the exact time that is at issue. Allow the subject to tell you what time he knows.

#### **Crime scene location information:**

Use the complete street address or name of park, place, building, etc.

#### **Crime scenes involving death, missing persons and sexual issues:**

Use the "Victims" full name (first, middle and last). **Avoid** using nicknames, labels, and other unique identifiers. Do **NOT** use relationship words such as daughter, son, niece, nephew, mother, father, dad, relative, friend, neighbor, lover, spouse, wife, husband, co-worker, employer, helper, and other descriptive labels.

### **Section 2**

Write in the name of the police agency, name of "Victim" business or investigative agency Do **NOT** write the investigator, interviewer's and/or managers name in this position. We do not want your subject to attach themselves "personally" to the interviewer. The interviewer needs a buffer zone.

### **Section 3**

Write in your agency name and contact information. This should be the same information as on your business card. Include your title, position, etc.

### **Section 4**

Write in the interviewing agency name, interviewers name, address, day of week and calendar date of interview, and location of interview.



Interviewer/Investigator/Manager:  
Instructions for using your "Self Interview" survey

---

1 day survey

**Page 18:**

There are 2 page 18's. Determine *which* page 18 is appropriate for your investigation. These are the "take me off the list of suspects" page and/or "take me off the list of persons who are with holding information". There are some investigations that using both pages will produce additional information that may reveal critical details that may be useful in the confession stage of your interview

3 day survey

**Page 24:**

There are 2 page 24's. Determine *which* page 24 is appropriate for your investigation. These are the "take me off the list of suspects" page and/or "take me off the list of persons who are with holding information". There are some investigations that using both pages will produce additional information that may reveal critical details that may be useful in the confession stage of your interview





# Self Interview & Information Survey

Thank you for your cooperation and your desire to resolve this sensitive matter

This **self interview** admission & survey is for \_\_\_\_\_ to complete  
Please Print Your Name on This Line

The issue to be resolved is to determine everything you know about the day that Teresa Marie Halbach died  
Deceased Person  
in Mishicot, Wisconsin. Her bone fragments and some of her teeth were discovered in the burn pit at the end of Avery Road  
Deceased Person

This person was reported missing on Monday October 31, 2005  
Day of Week Date

Her bone fragments and some teeth were discovered in the burn pit on Avery Road in Mishicot, Wisconsin 54228  
Location or Address

Please complete your **self interview** at the request of \_\_\_\_\_  
Crime Scene & Statement Analysis Name of Agency

You have been asked to complete this information survey as you have *inside information* about this incident under review We need to know everything that you know about this incident After you complete this survey, we will interview you and verify your information about this incident

## If you have any questions, Contact:

Name Michael J. O'Kelly

Agency Crime Scene & Statement Analysis

Address PO Box [REDACTED]

City Chicago State IL Zip [REDACTED]

( [REDACTED] ) [REDACTED]

## Interview Information

Your personal interview will be with \_\_\_\_\_  
Crime Scene & Statement Analysis Agency Name

Your personal interviewer will be Michael J. O'Kelly

Your interview is scheduled on Monday May 8, 2005 at 5:00 P M  
Day of Week Date

Address 12930 Avery Road

City Mishicot State WI Zip 54228

(C) 1995 - Crime Scene & Statement Analysis  
Do Not Reproduce Without Written Permission of  
Hughes, Dalton & Marcus, Inc. call [REDACTED]  
Protected by the United States Federal Copyright Laws  
under **Title 18 USC**

Please turn this page OVER and CONTINUE to your next page



# Instructions for Explaining Everything You Know about this Incident, Liability Release and Self Interview Survey

We would like you to read the following carefully before you begin answering in our survey. Please consider agreeing with our liability release & each following instruction/information:

- Your every word is important and each word and drawing will be reviewed and analyzed
- We would like you to **think** as to how you are going to write about what you know
- Please write your answer in **detail** to help us to understand what you know
- Use only your **blue** ink pen while answering each question and writing your answer
- Each question** is important and **requires** an answer from you. If you make a mistake draw a line through the word and continue writing. Do not scratch out the mistake. Continue writing
- Do **not** skip ahead or read ahead. Once you finish a page, turn it over. Once a page is turned over, it stays turned over. Some questions may need a longer answer. There will be a page following that question for your longer answers. Do not write on the back of a page. If you need more pages for longer answers or drawings, use a blank page and continue

I understand an analyst will review my answers and information that I write as part of this forensic interview. My written answers and information will be used for evaluation, education, research and linguistic analysis. I authorize the analyst to release any and all data to authorized persons. I release and hold harmless the agency and analyst from any and all liability

\_\_\_\_\_  
Your Signature When You Agree

You are about to begin writing your answers in each question in this "self interview" survey. Tell us what you are thinking about as you write your answers. We will consider each part of your answer and information that you want us to know as you write the details of everything you know about this incident in your answer

Thank you for your cooperation in this sensitive matter

Today's Date is \_\_\_\_\_ Today is \_\_\_\_\_ The Time is now \_\_\_\_\_ : \_\_\_\_\_ M  
Month Day Year Day of Week

Full Name: \_\_\_\_\_  
Print First Name Middle Name Last Name

Social Security #: \_\_\_\_\_ Birth Date: \_\_\_\_\_  
Month Day Year

ID Card or Drivers License #: \_\_\_\_\_ State: \_\_\_\_\_

Cell Number: \_\_\_\_\_ Cell Company: \_\_\_\_\_  
Area Code Number

Present Residence: \_\_\_\_\_  
Street Address City State Zip

Residence Number: \_\_\_\_\_ 2nd #: \_\_\_\_\_  
Area Code Number Area Code Number

E-mail: \_\_\_\_\_ @ \_\_\_\_\_

Present Employer: \_\_\_\_\_  
Name Street Address City State Zip

Previous Employer: \_\_\_\_\_  
Name Street Address City State Zip

Previous Residence: \_\_\_\_\_  
Street Address City State Zip

Emergency Contact Person: \_\_\_\_\_  
Name Relationship Area Code Number

Please turn this page OVER and CONTINUE providing your detailed information on your first survey question Form 2-A



## Self Interview

---

Teresa Marie Halbach's bone fragments and some of her teeth were discovered in a burn pit on the Avery property and may have been sexually assaulted prior to her death. How would you explain this? Please write in detail your ideas that would account for this.

Start from the beginning and continue > > >





# Continue

---

*(if you have additional information from the preceding page, continue your answer on this page. If your answer is complete, continue on to your next question)*





# Continue

---


*(if you have additional information from the preceding page, continue your answer on this page. If your answer is complete, continue on to your next question.)*



## Self Interview-My Detailed Drawings

Please carefully remember what you said in your previous page(s) You described what you know, remembered, experienced or what may have happened In your space below, please draw a picture of each detail of what you described please include your people, places, and things in your drawings (*please include people in your drawings ("stick people" are ok)*) draw slowly and carefully Take your time We have two (2) pages for your drawings. When you need more pages for more drawings, ask your interviewer

Please start from the beginning and continue > > >



## Continue Your Personal Detailed Drawing(s)

---

*(If you have additional drawings to add from the preceding page, continue drawing on this page. When your drawings are complete, continue on to the next question/page)*





## Self Interview

---

If we asked you to take charge of this investigation, please take a moment and describe each step that you would like to do in order to resolve this incident

Describe what you would do 1st, 2nd and then 3rd

Determine what is important and what is not important. Please explain in detail

Start from the beginning and continue >>

I recommend that we investigate this matter by:

1st

2nd

3rd

Important in my investigation

Unimportant in my investigation



## Self Interview

---

List each of the **Five** (5) most important causes that may have created **this** situation. You may continue on to your next page **After** you provide your five (5) reasons below. Take your time. There are five (5) reasons why this incident happened. *Do not* continue to your next page unless you have written your five (5) reasons that you believe may have caused this incident to begin to occur.

Please write all five (5) of your reasons **before** you can continue to the next page.

Start from the beginning and continue > > >

1)

2)

3)

4)

5)




## Self Interview

---

Describe in detail what you did during Sunday, October 30, 2005 the *day before* Teresa Marie Halbach was at the Avery property taking photos of Barbara Janda's vehicle from the time that you got up *until* the time you went to sleep

Start from the beginning and continue > > >





# Continue

*(If you have additional information from the preceding page, continue your answer on this page. If your answer is complete, continue on to your next question.)*



# Continue

*(If you have additional information from the preceding page, continue your answer on this page. If your answer is complete, continue on to your next question.)*




## Self Interview

---

Describe in detail what you did during Monday, October 31, 2005 the *day* Teresa Marie Halbach was at the Avery property taking photos of Barbara Janda's vehicle from the time that you got up *until* the time you went to sleep

Start from the beginning and continue > > >





# Continue

*(if you have additional information from the preceding page, continue your answer on this page. If your answer is complete, continue on to your next question.)*



# Continue

*(if you have additional information from the preceding page, continue your answer on this page. If your answer is complete, continue on to your next question.)*



## Self Interview

---

Describe in detail what you did during Tuesday, November 1, 2005 the *day after* Teresa Marie Halbach was at the Avery property taking photos of Barbara Janda's vehicle from the time that you got up *until* the time you went to sleep

Start from the beginning and continue > > >





# Continue

---


*(if you have additional information from the preceding page, continue your answer on this page. If your answer is complete, continue on to your next question.)*



# Continue

---

*(if you have additional information from the preceding page, continue your answer on this page. If your answer is complete, continue on to your next question.)*




## Self Interview-My Detailed Drawings

---

Please carefully remember what you said in your previous page(s) You described what you know, remembered, experienced or what may have happened In your space below, please draw a picture of each detail of what you described please include your people, places, and things in your drawings (*please include people in your drawings ("stick people" are ok)*) draw slowly and carefully Take your time We have two (2) pages for your drawings. When you need more pages for more drawings, ask your interviewer

Please start from the beginning and continue > > >



## Continue Your Personal Detailed Drawing(s)

*(If you have additional drawings to add from the preceding page, continue drawing on this page. When your drawings are complete, continue on to your next question/page)*






## Self Interview

---

Please take a moment and think about what you have written and drawn up to this point

Now, thinking about your written information in this survey so far, would you like to make a change about any of your information



## Self Interview

---

1) Have you held back any information regarding Monday October 31, 2006

Yes \_\_\_\_\_ No \_\_\_\_\_ If yes, describe in detail

---

2) Did you lie about anything that you know about Monday October 31, 2006

Explain in detail

---

3) Is there something that you could you have done that would have prevented the fatal injuries that Teresa received on Monday October 31, 2005

---

4) Write three (3) reasons why you think that this happened to Teresa

- 1)
- 2)
- 3)

Explain

---

5) Write the names of (3) persons who may have participated in what happened to Teresa on Monday October 31, 2005

- 1)
- 2)
- 3)

Explain

---

6) Did you write any false information in any of your questions in this survey about the day that Teresa was taking pictures of the Barbara Janda vehicle



# Self Interview

1) How do you feel now that you have almost completed this survey

2) Should we believe your answers in this survey

3) If your answer to the last question was yes, give us one reason why

4) What would you say if it was later determined that you lied in this survey

5) While filling out this survey what were your emotions

6) Were you afraid while completing this survey    Yes \_\_\_\_    No \_\_\_\_    Sort of \_\_\_\_

7) Please tell us the name of each person who you have talked with about this

Their names are \_\_\_\_\_

We talked about \_\_\_\_\_

They can be contacted at \_\_\_\_\_

8) *If you were asked* to pay money regarding this incident, how much would you pay for:

\$ \_\_\_\_\_ for Counseling for \_\_\_\_\_ Restitution \$ \_\_\_\_\_

Name of the Person

Investigation Costs \$ \_\_\_\_\_ Costs of/for Damages \$ \_\_\_\_\_ Other \$ \_\_\_\_\_

Why: \_\_\_\_\_

9) If you have a direct connection to this incident, you **may** be asked to take a lie detector test to determine what you know about this incident, when would you be available \_\_\_\_\_

What test questions should be asked in a lie detector test about this incident


- 1)
- 2)
- 3)

Explain in detail what a lie detector test could prove \_\_\_\_\_

What would be the results of a lie detector test:    pass \_\_\_\_    fail \_\_\_\_    I don't know \_\_\_\_

Who/Why \_\_\_\_\_

*Thank you for your answers above.*    Please turn this page **OVER** and **CONTINUE** providing detailed information



## Self Interview

---

Please write a letter *below* and write a full explanation why your name should be removed from or kept on the list of suspects

Start from the beginning and continue

---


Dear \_\_\_\_\_

*Please*

- keep my name on the list of suspects       take my name off the list of suspects

*because > > >*





## Self Interview

---

Please write a letter *below* and write a full explanation why your name should be ***removed from*** or ***kept on*** the list of untruthful persons about this death investigation who is still keeping secret some information

Start from the beginning and continue

---

Dear \_\_\_\_\_ and \_\_\_\_\_

keep my name on the list of untruthful persons

*Please*

take my name off the list of untruthful persons

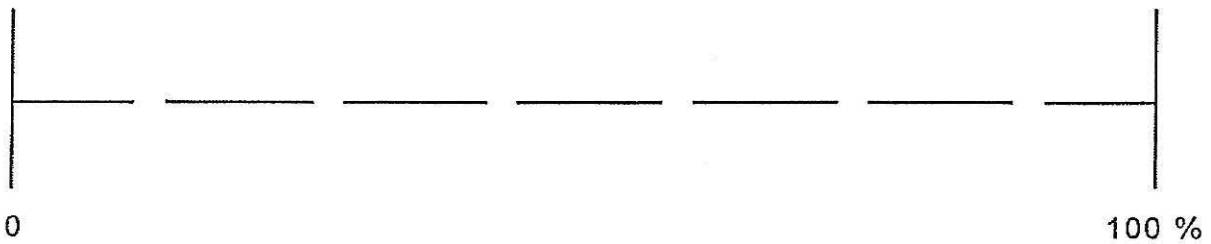
*because > > >*



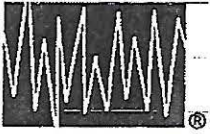
## Self Interview

---

Since NOBODY tells EVERYBODY EVERYTHING that they know, how much have you told us in this survey about the situation, so far



Please indicate on the above scale showing the position and % amount  
of information you have told us so far \_\_\_\_\_ %



## Self Interview

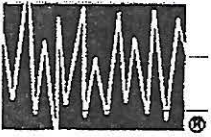
---

On the previous page, if you did not mark 100 %, then answer our this question

*"Since you have not told us everything you know, please tell us everything you haven't told us"*

We need to know everything you know about this Take your time Write your information below

Start from the beginning and continue



# Self Interview

1) Do you think the person(s) who is not telling the truth about this incident deserves a second chance

Yes \_\_\_\_\_ No \_\_\_\_\_ Maybe \_\_\_\_\_

Why \_\_\_\_\_

\_\_\_\_\_

2) How can we help the person feel better \_\_\_\_\_

\_\_\_\_\_

\_\_\_\_\_

3) Why will the person admit their mistake \_\_\_\_\_

\_\_\_\_\_

\_\_\_\_\_

4) Who will the person admit their mistake to \_\_\_\_\_

Why \_\_\_\_\_

\_\_\_\_\_

5) When will the person admit their mistake \_\_\_\_\_

Why \_\_\_\_\_

\_\_\_\_\_

6) Do you think the person(s) who is not telling the truth about this incident will admit their mistake


Yes \_\_\_\_\_ No \_\_\_\_\_ Maybe \_\_\_\_\_

Why \_\_\_\_\_

\_\_\_\_\_

\_\_\_\_\_





## Self Interview

---

Please *write* in detail what *you* would like to be written in the report about you and this incident

Start from the beginning and continue > > >



## Self Interview

What else, about this investigation, we haven't asked you yet, and when we do ask you, what will you tell us

Start from the beginning and continue > > >

---

### My Declaration

I, \_\_\_\_\_, declare under penalty of perjury under the laws  
of the state of \_\_\_\_\_ that the information that I have written in my answers in  
this survey are true and correct.                      The time is now \_\_\_\_\_ : \_\_\_\_\_ M

\_\_\_\_\_  
*Date*

\_\_\_\_\_  
*My Signature*